



# Kentucky High School Athletic Association

2280 Executive Drive ° Lexington, KY 40505 ° www.khsaa.org ° (859)299-5472 (859)293-5999 (fax)

## MEMORANDUM

To: Superintendent, Principal, and Athletic Director  
Bowling Green High School

From: Brigid L. DeVries, Commissioner  
Larry Boucher, Assistant Commissioner *LB*


Date: July 27, 2006

Subject: 2005-2006 Title IX Annual Report Forms Submission

Enclosed please find a copy of Form T-65, the 2005-2006 KHSAA Title IX Annual Report Submission Status Report. In addition, you may find an attachment with corrected copies of the forms submitted by your school personnel. Please review this information so the forms can be completed accurately in the future.

Also, KHSAA Audit Team Members may have requested resubmission of some of the 2005-2006 Annual Report Forms or need additional information on your athletic programs. Please submit this information by the date requested if this is applicable. Copies and all KHSAA Title IX documents must be kept current and included in your permanent Title IX File at the school. All documents are subject to Open Records Requests.

Should you need any further information, please do not hesitate to call anytime.



**KHSAA TITLE IX  
ANNUAL REPORT SUBMISSION  
STATUS REPORT  
2005-2006**

KHSAA Form T65  
Revised 8/05

TO: KHSAA Member School Superintendents, Principals, and Athletic Directors

FROM: Brigid L. DeVries, Commissioner  
Larry Boucher, Assistant Commissioner

DATE: 7/26/2006

School	Bowling Green	Reviewed by	Phyllis Catlett
--------	---------------	-------------	-----------------

The following is a status report regarding the required 2005 - 2006 Title IX Annual Report submission of forms due into the KHSAA office by April 15, 2006. Appropriate KHSAA Audit Team personnel have reviewed these forms and the following is a summary of this review.

I. Checklist of Forms properly submitted in a satisfactory manner:

<b>X</b>	GE 19 (Annual Verification)	<b>X</b>	T-35 (Budget Expenses)
<b>X</b>	T-1 (Summary Program Chart 1)	<b>X</b>	T-36 (Budget Expenses)
<b>X</b>	T-2 (Summary Program Chart 2)	<b>X</b>	T-41 (Checklist – Overall Interscholastic Program)
<b>X</b>	T-3 (Summary Program Chart 3)	<b>X</b>	T-60 (Corrective Action Plan)
<b>X</b>	T-4 (Summary Program Chart 4)	<b>X</b>	T-63 (Interscholastic Survey Results)

II. Status

A.	<b>X</b>	2005 – 2006 Forms are satisfactory and no further information or action is necessary at this time.
B.		Errors have been noted with respect to the following forms:
C.		The following forms were omitted and must be submitted by school representatives:
D.	<b>X</b>	Other Recommendation and Comments: Good report. Have a great summer.

*not returned on this date / date received into June 2006*



Kentucky High School Athletic Association

### 2005-2006 KENTUCKY HIGH SCHOOL ATHLETIC ASSOCIATION ANNUAL VERIFICATION OF TITLE IX PROCEDURES

KHSAA Form GR19 Rev. 9/05

(To be submitted by April 15, 2006 along with other required forms)

The Bowling Green High School, Bowling Green, Kentucky  
(Name of High School) (City)

certifies to the Kentucky High School Athletic Association that the following is an accurate and true representation of the facts surrounding compliance with 20 U.S.C. Sections 1681-1688, et. Seq. (also known as Title IX)

I certify the following provisions in accordance with records at the school contained in the permanent Title IX file, and to the best of my knowledge have completed the following tasks (All boxes must be checked).

Established a gender equity committee at the high school. (list committee personnel and provide attachment if necessary)

Name	Address	Phone	Title
<i>See Attachment</i>			

Scheduled a minimum of three meetings during the 2005-2006 school year on the following dates:

22 Sept. 2005  
23 Feb. 2006  
10 May 2006

Designated the following person(s) as the Title IX coordinator for the school:

<u>Monroe Joyner</u>	<u>Athletic Director</u>	<u>1801 Rockingham BG, Ky 42104</u>	<u>270.746.2300</u>
Name	Title	Address	Phone

Designated the following person(s) as the Title IX coordinator for the district:

<u>Joe Tinius</u>	<u>Asst. Superintendent</u>	<u>1211 Center St. BG, Ky 42101</u>	<u>270.746.2200</u>
Name	Title	Address	Phone

School personnel are continuing to make periodic reviews of the boys' and girls' athletics program reflected in the Corrective Action Plan.

In addition to the above information, the above referenced school maintains a complete permanent file relative to Title IX records including copies of the self-assessment audit, all corrective action plans, and other related materials.

Principal's Signature

Date

15 April 2006

Superintendent Signature

School Board Chairpersons' Signature

(Send original copy to KHSAA - Maintain duplicate in Title IX school folder)

*Duplicate copy*



**2005-2006 KENTUCKY HIGH SCHOOL ATHLETIC ASSOCIATION  
ANNUAL VERIFICATION OF TITLE IX PROCEDURES**  
(To be submitted by April 15, 2006 along with other required forms)

KHSAA  
Form CE19  
Rev. 9/05

The Bowling Green High School, Bowling Green, Kentucky  
(Name of High School) (City)

certifies to the Kentucky High School Athletic Association that the following is an accurate and true representation of the facts surrounding compliance with 20 U.S.C. Sections 1681-1688, et. Seq. (also known as Title IX)

I certify the following provisions in accordance with records at the school contained in the permanent Title IX file, and to the best of my knowledge have completed the following tasks (All boxes must be checked).

Established a gender equity committee at the high school. (list committee personnel and provide attachment if necessary)

Name	Address	Phone	Title
<i>See Attachment</i>			

Scheduled a minimum of three meetings during the 2005-2006 school year on the following dates:

22 Sept. 2005  
23 Feb. 2006  
18 May 2006

Designated the following person(s) as the Title IX coordinator for the school:

Monroe Joyner Athletic Director 1801 Rockingham BG, Ky 42104 270.746.2300  
Name Title Address Phone

Designated the following person(s) as the Title IX coordinator for the district:

Joe Tinius Asst. Superintendent 1211 Center St. BG, Ky 42101 270.746.2200  
Name Title Address Phone

School personnel are continuing to make periodic reviews of the boys' and girls' athletics program reflected in the Corrective Action Plan.

In addition to the above information, the above referenced school maintains a complete permanent file relative to Title IX records including copies of the self-assessment audit, all corrective action plans, and other related materials.

Principal's Signature

Date

15 April 2006

Superintendent Signature

School Board Chairpersons' Signature

(Send original copy to KHSAA - Maintain duplicate in Title IX school folder)

Bowling Green High School  
2005 - 2006 Gender Equity Review Committee Members

Joe Tinius	Asst. Superintendent
Gary Fields	Principal
Monroe Joyner	Athletic Director
Jana Layne	Teacher/Parent
Pat Scott	Teacher
Kevin Wallace	Teacher/Parent
Chuck Glass	Teacher/Parent
Henry Hayes	Parent
Martha Houchin	Parent
Cathy Palmer	Parent
Sarah Geegan	Student
Derek Hayes	Student
LaTassha Duarte	Student
Stuart Hines	Student
Jordan Carter	Student
Brittany Gorman	Student
Ericka Bardin	Student
Casey Tinius	Student

**2005-2006**  
**ACCOMMODATION OF INTERESTS AND ABILITIES**  
**SUMMARY PROGRAM CHART 1**

KHSAA  
Form T1  
Rev. 9/05

**Participation Opportunities Test One**

		(Column 1)	(Column 2)	(Column 3)	(Column 4)
	Program	Enrollment	Percentage of Total Enrollment	Number of Interscholastic Participants (double and triple count)	Percentage of Total Participation
Row 1	GIRLS	517	50.2	229	42.6
Row 2	BOYS	513	49.8	309	57.4
Row 3	Totals	1030	100%	538	100%

Instructions:

\*Number of 8<sup>th</sup> grade students & below used in Column 3 and Column 4 calculations if applicable: \_\_\_\_\_

- 1) Determine the total number of girls enrolled, (place in Row 1, Column 1). Determine the total number of boys enrolled, (place in Row 2, Column 1).
- 2) Add the total number of girls and boys enrolled to determine total enrollment, (place in Row 3, Column 1).
- 3) Calculate the percentage of total enrollment that is female. (Divide Row 1, Column 1 by row 3, Column 1 and place in Row 1, Column 2.) Calculate the percentage of total enrollment that is male. (Divide Row 2, Column 1 by Row 3, Column 1 and place in Row 2, Column 2.) Note: Row 1, Column 2 plus Row 2, Column 2 should total 100%.
- 4) Ask the head coaches to review the most updated eligibility or squad lists for their teams. Ask coaches to confirm the names of those individuals who are on the team as of the first **date of competition**, and cross out the names of those who were cut from the team or quit the team prior to the first competitive event. Determine the total number of interscholastic athletics participants that are girls, (and place in Row 1, Column 3). In order to determine the total number of athletics participants, an individual should be counted each time he or she participates on a team. For example, if Jane Doe competes on the varsity volleyball team, the junior varsity volleyball team, the junior varsity basketball team, and the varsity softball team, she should be counted as four participants (**do not include club or intramural sports participants, cheerleaders, dance teams, or pom squads**). Calculate the same way for boys and girls. \* In addition, should 8<sup>th</sup> grade students and below play on a Freshman, Junior Varsity, or Varsity team, they should also be counted for each team and sport on which they participate. If applicable, please asterisk the above notation as to how many 8<sup>th</sup> grade students & below are included in the totals. Using the same procedure, determine the total number of interscholastic athletic participants that are boys, (and place in Row 2, Column 3). Add Row 1, Column 3 plus Row 2, Column 3 to get total participants and place in Row 3, Column 3.
- 5) Calculate the percentage of female participation. (Row 1, Column 3 divided by Row 3, Column 3 and place in Row 1, Column 4.) Calculate the percentage of male participation. (Row 2, Column 3 divided by Row 3, Column 3 and place in Row 2, Column 4.) Note: Row 1, Column 4 plus Row 2, Column 4 should total 100%.

Note: While being within three percent is not a formal compliance standard; if the percent listed in Row 1, Column 4 is within 3% of Row 1, Column 2, then it provides a good target within which compliance is likely.

Principal's Signature: \_\_\_\_\_

Date: 15 April 2006

*Duplicate copy*

**2005-2006**  
**ACCOMMODATION OF INTERESTS AND ABILITIES**  
**SUMMARY PROGRAM CHART 1**

KHSAA  
 Form TI  
 Rev. 9/05

**Participation Opportunities Test One**

		(Column 1)	(Column 2)	(Column 3)	(Column 4)
	Program	Enrollment	Percentage of Total Enrollment	Number of Interscholastic Participants (double and triple count)	Percentage of Total Participation
Row 1	GIRLS	517	50.2	229	42.6
Row 2	BOYS	513	49.8	309	57.4
Row 3	Totals	1030	100%	538	100%


**Instructions:**

\*Number of 8<sup>th</sup> grade students & below used in Column 3 and Column 4 calculations if applicable: \_\_\_\_\_

- 1) Determine the total number of girls enrolled, (place in Row 1, Column 1). Determine the total number of boys enrolled, (place in Row 2, Column 1).
- 2) Add the total number of girls and boys enrolled to determine total enrollment, (place in Row 3, Column 1).
- 3) Calculate the percentage of total enrollment that is female. (Divide Row 1, Column 1 by row 3, Column 1 and place in Row 1, Column 2.) Calculate the percentage of total enrollment that is male. (Divide Row 2, Column 1 by Row 3, Column 1 and place in Row 2, Column 2.) Note: Row 1, Column 2 plus Row 2, Column 2 should total 100%.
- 4) Ask the head coaches to review the most updated eligibility or squad lists for their teams. Ask coaches to confirm the names of those individuals who are on the team as of the first date of competition, and cross out the names of those who were cut from the team or quit the team prior to the first competitive event. Determine the total number of interscholastic athletics participants that are girls, (and place in Row 1, Column 3). In order to determine the total number of athletics participants, an individual should be counted each time he or she participates on a team. For example, if Jane Doe competes on the varsity volleyball team, the junior varsity volleyball team, the junior varsity basketball team, and the varsity softball team, she should be counted as four participants (do not include club or intramural sports participants, cheerleaders, dance teams, or pom squads). Calculate the same way for boys and girls. \* In addition, should 8<sup>th</sup> grade students and below play on a Freshman, Junior Varsity, or Varsity team, they should also be counted for each team and sport on which they participate. If applicable, please asterisk the above notation as to how many 8<sup>th</sup> grade students & below are included in the totals. Using the same procedure, determine the total number of interscholastic athletic participants that are boys, (and place in Row 2, Column 3). Add Row 1, Column 3 plus Row 2, Column 3 to get total participants and place in Row 3, Column 3.
- 5) Calculate the percentage of female participation. (Row 1, Column 3 divided by Row 3, Column 3 and place in Row 1, Column 4.) Calculate the percentage of male participation. (Row 2, Column 3 divided by Row 3, Column 3 and place in Row 2, Column 4.) Note: Row 1, Column 4 plus Row 2, Column 4 should total 100%.

Note: While being within three percent is not a formal compliance standard; if the percent listed in Row 1, Column 4 is within 3% of Row 1, Column 2, then it provides a good target within which compliance is likely.

Principal's Signature:



Date: 15 April 2006

**2005-2006  
ACCOMMODATION OF INTERESTS AND ABILITIES  
SUMMARY PROGRAM CHART 2**

KHSAA  
Form T2  
Rev. 9/05


**Participation Opportunities Test Two**

		Column 1	Column 2	Column 3	Column 4	Column 5
Program		Number of Teams Currently Offered	Number of Participants	Number of Teams Added Since the beginning of the 2001-2002 School Year	Number of Participants Added Since the beginning of the 2001-2002 School Year	Percent of Total Participation By Sex Added Since the beginning of the 2001-2002 School Year
<b>GIRLS</b>	Row 1	varsity:	9	140		
	Row 2	j.v.:	6	72	1	24
	Row 3	frosh:	2	17	1	18
	Row 4	total:	17	229	2	42
						18.3%
<b>BOYS</b>	Row 5	varsity:	9	182		
	Row 6	j.v.:	6	96		
	Row 7	frosh:	2	31		
	Row 8	total:	17	309		

- 1) For Column 1, list the number of interscholastic teams offered for girls and boys at each competitive level (varsity, junior varsity, and freshman). For girls, total each of the entries in Rows 1, 2, and 3 into Row 4. For boys, total Rows 5, 6, and 7 into Row 8.
- 2) For Column 2, list the number of participants at each level. For girls, total each of the entries in Rows 1, 2, and 3 into Row 4. For boys, total Rows 5, 6, and 7 into Row 8. **Note:** The totals in Row 4 for girls and in Row 8 for boys must be the same as the totals in Form T-1, Column 3, Rows 1 and 2 respectively.
- 3) For Column 3, list the number of interscholastic teams that have been added in the last five years at each competitive level. Count each team added during the 5 year period only one time. e.g. Girl's junior varsity soccer was added 3 years ago, count the team only once, not 3 times. For girls, total the entries in Rows 1, 2, and 3 into Row 4. For boys, total Rows 5, 6, and 7 into Row 8.
- 4) For Column 4, list the number of participants that are currently on each level of the teams that were added in the last five years. If a team was added previously but no longer exists, there are no current participants to be added for that team. For girls, total the entries in Rows 1, 2, and 3 into Row 4. For boys, total Rows 5, 6, and 7 into Row 8.
- 5) For Column 5, calculate the percentage of participants that have been added in the last five years. For girls, take the number in Column 4, Row 4 and divide by the number in Column 2, Row 4. For boys, take the number in Column 4, Row 8 and divide it by the number in Column 2, Row 8.

Note: If the percentage of current participants added in the last five years is 25% or greater, compliance with test two may be possible. If less than 25%, then compliance with test three should be analyzed. **CAUTION:** 25% is not a formal compliance standard.

Principal's Signature: \_\_\_\_\_



Date: 15 April 2006




KHSAA  
Form 13  
Rev. 9/05

**2005-2006**  
**ACCOMMODATION OF INTERESTS AND ABILITIES**  
**SUMMARY PROGRAM CHART 3**

**Participation Opportunities Test Three**

FOR ANY QUESTION ANSWERED "YES" IDENTIFY THE RESPECTIVE SPORT(S).

	GIRLS (Yes / No)		BOYS (Yes / No)
1. For a sport not currently played at the interscholastic level (varsity, junior varsity, or freshman) in your school, is there an intramural team offered for that sport?	N		N
2. For a sport <u>not</u> currently offered in your interscholastic athletics program, is there sufficient interest to form a viable interscholastic team based on participation on an intramural team or community recreation teams?	N		N
3. For a sport <u>not</u> currently offered, is there sufficient interest, based on your most recent Student Interest Survey, to form a viable interscholastic team based on student responses from the interscholastic survey? If yes, what sport?	N		N
4. For a sport currently offered at the varsity level only, is there sufficient interest, based on your most recent Student Interest Survey, to form a viable team for a junior varsity or freshman team that is not currently offered?	N		N
5. For a sport currently offered at the junior varsity or freshman level is there sufficient interest, based on your most recent Student Interest Survey, to form a varsity team not currently offered?	N		N
6. If you answered YES to question (1), (2), (3), (4), or (5), are there enough high schools in your geographic area offering the sport (at the appropriate level) to allow for the development of a reasonable schedule of competition?			

Principal's Signature:  Date: 15 April 2006


KHSAA  
Form T4  
Rev. 9/05

**2005-2006**  
**ACCOMODATION OF INTERESTS AND ABILITIES**  
**SUMMARY PROGRAM CHART 4**

**Levels of Competition Test One**

		Column 1	Column 2	Column 3
Girls	Team Levels	Number of Teams Currently Offered	Number of Participants	Percentage of Participants at Each Level
Row 1	varsity:	9	140	61.2
Row 2	j.v.:	6	72	31.4
Row 3	frosh:	2	17	7.4
Row 4	total:		229	
Boys				
Row 5	varsity:	9	182	58.9
Row 6	j.v.:	6	96	31.1
Row 7	frosh:	2	31	10.0
Row 8	total:		309	

- 1) Column 1, list the number of interscholastic teams offered for girls and boys at each competitive level; varsity, junior varsity, and freshman. (Refer to Form T-2, Accommodation of Interests and Abilities, Summary Program Chart 2, Column 1.)
- 2) For Column 2, list the number of participants at each level. For girls, total the entries in Rows 1, 2, and 3 into Row 4. For boys, total the entries in Rows 5, 6, and 7 into Row 8. (Refer to Form T-2, Accommodation of Interests and Abilities, Summary Program Chart 2, Column 2.)
- 3) For Column 3, calculate the percentage of female and male participants at each level.  
For girls' varsity, junior varsity, and frosh, respectively:
  - Divide Column 2, Row 1 by Column 2, Row 4, and place the percentage in Column 3, Row 1.
  - Divide Column 2, Row 2 by Column 2, Row 4, and place the percentage in Column 3, Row 2.
  - Divide Column 2, Row 3 by Column 2, Row 4, and place the percentage in Column 3, Row 3.
  -
 For boys' varsity, junior varsity, and frosh, respectively:
  - Divide Column 2, Row 5 by Column 2, Row 8, and place the percentage in Column 3, Row 5.
  - Divide Column 2, Row 6 by Column 2, Row 8, and place the percentage in Column 3, Row 6.
  - Divide Column 2, Row 7 by Column 2, Row 8, and place the percentage in Column 3, Row 7.

Principal's Signature: Date: 15 April 2006

**2005-2006  
ACTUAL EXPENDITURES - PROGRAM COMPARISON CHART I  
TO INCLUDE BOOSTER CLUB FUNDING**

	equipment and supplies		travel		awards		coaches' salaries (to include supplemental and extended employment; dollar amount needed)		facilities improvements		publications (if sport-specific)	
	Expenditures		Expenditures		Expenditures		Expenditures		Expenditures		Expenditures	
	School	Booster	School	Booster	School	Booster	School	Booster	School	Booster	School	Booster
G basketball	9370	3472	3688	1320	43	2481	19,744	-0-	-0-	-0-	-0-	1300
B basketball	11,640	3472	4769	467	51	2481	18,388	"	-0-	-0-	-0-	1300
G softball	4,179	3108	793	843	44	2705	7,181	"	-0-	-0-	-0-	868
B baseball	3,557	2,369	2,071	247	59	2,654	8,719	"	-0-	-0-	-0-	1236
G cross country	787	834	389	167	46	1,094	1768	"	-0-	-0-	-0-	
B cross country	787	834	389	167	42	1,094	2284	"	-0-	-0-	-0-	
G golf	2,951	939	752	226	32	421	1,917	"	-0-	-0-	-0-	
B golf	2343	620	898	261	34	930	2,084	"	-0-	-0-	-0-	
G soccer	3685	519	2460	497	64	5756	8,052	"	-0-	-0-	-0-	900
B soccer	2935	541	1,722	497	75	6143	8,052	"	-0-	-0-	-0-	900
G swimming	3697	1,093	1402	612	56	1010	2,140	"	-0-	-0-	-0-	
B swimming	3697	1,093	1402	612	48	1010	2,140	"	-0-	-0-	-0-	

1. Total expenditures on T-35 and T-36 on the 2005-2006 year report due by April 15, 2006, should reflect the total monies spent (rounded off to nearest hundred) for the entire school year of 2004-2005 ending June 30, 2005.  
 2. Booster Club Funding/Contributions must be included in the expenditures total.

Principal's Signature:  Date: 15 April 2006  
 Copyright 1999, Good Sports, Inc., Title IX and Gender Equity Specialists. All rights reserved.

2005-2006  
**ACTUAL EXPENDITURES - PROGRAM COMPARISON CHART 2**  
**TO INCLUDE BOOSTER CLUB FUNDING**

	equipment and supplies		travel		awards		coaches' salaries (to include supplemental and extended employment; dollar amount needed)		facilities improvements		publications (if sport-specific)	
	Expenditures		Expenditures		Expenditures		Expenditures		Expenditures		Expenditures	
	School	Booster	School	Booster	School	Booster	School	Booster	School	Booster	School	Booster
G track	2157	-0-	998	187	36	101	2084	-0-	-0-	-0-	-0-	-0-
B track	2157	-0-	998	462	26	111	1922	"	-0-	-0-	-0-	-0-
G tennis	1983	-0-	393	167	24	376	2001	"	-0-	-0-	-0-	-0-
B tennis	1983	-0-	393	167	28	372	2084	"	-0-	-0-	-0-	-0-
G volleyball	3205	3907	1487	387	50-	579	4,052	"	-0-	-0-	-0-	842
B wrestling												
G (list sport)												
B football	22,948	4,421	4,407	1,367	148	8,329	36,594	"	-0-	-0-	-0-	3,200
G (list sport)												
B (list sport)												

1. Total expenditures on T-35 and T-36 on the 2005-2006 year report due by April 15, 2006, should reflect the total monies spent (rounded off to nearest hundred) for the entire school year of 2004-2005 ending June 30, 2005.

2. Booster Club Funding/Contributions must be included in the expenditures total.

Indicate percentage of total expenditures for each gender:

Gender	Expenditures	Percentage
Boys	\$ 199,231	60 57.4%
Girls	\$ 130,371	40 32.6%
Total:	\$ 329,602	100%

1644 BK  
569

Principal's Signature: \_\_\_\_\_ Date: 15 April 2006


**2005-2006 KHSAA TITLE IX ATHLETICS AUDIT**  
**Checklist - Overall Interscholastic Athletics Program**

KHSAA  
Form T41  
Rev. 9/05

**DIRECTIONS:**

For the Areas of Compliance (Opportunities and Benefits) listed on the left hand side of the page, place a checkmark under the appropriate column identifying whether your school provided an advantage to the Girls' Program, or to the Boys' Program or to Neither Program.

Areas of Compliance:	ADVANTAGE TO:		
	GIRLS' PROGRAM	BOYS' PROGRAM	NEITHER PROGRAM
<b>OPPORTUNITIES</b>			
Accommodation of Interest and Abilities			✓
<b>BENEFITS</b>			
Equipment and Supplies			✓
Scheduling of Games and Practice Time			✓
Travel and Per Diem Allowances			✓
Coaching			✓
Locker Rooms, Practice and Competitive Facilities			✓
Medical and Training Facilities and Services			✓
Publicity			✓
Support Services			✓
Athletic Scholarships			✓
Tutoring			✓
Housing and Dining Facilities and Services			
Recruitment of Student Athletes			

Principal's Signature:  Date: 15 April 2006

SCHOOL NAME

Bowling Green

2005-2006

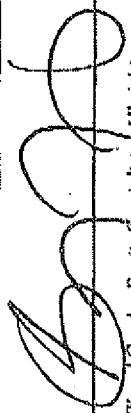
TITLE IX

CORRECTIVE ACTION PLAN

**DIRECTIONS:**

1. For Column 1, indicate the intended area which needs corrective action in order to achieve gender equity. For Column 2, write the suggested change or activities that will correct the area in need of alteration. For Column 3, include the estimated completion date for the changes or activities.
2. It is possible to attain compliance with Title IX and no longer need "corrective" action. However, the KHSAA strongly encourages compliant schools to identify items for improvement (Column 1), activities to accomplish the improvement (Column 2) and a timetable for completion (Column 3) that will strengthen the athletic program.
3. You may copy this form as needed. Please attach corrective action plans along with audit forms and submit by April 15, 2006.

COLUMN 1 ITEM FOR CORRECTION/ IMPROVEMENT	COLUMN 2 SUGGESTED CHANGE/ ACTIVITIES	COLUMN 3 TIME TABLE FOR CORRECTIVE ACTION/ COMPLETION
Provide office space for VB Head Coach		2005-2006 School Year
Athletic Policy Manual	Continue to compile new policies	Ongoing
Increase Female Participation	Promote & Encourage Female Participation	Ongoing
Hire more qualified Female Sports Coaches	Advertise for and Encourage Qualified Teacher/Coaches and Paraprofs to apply	Ongoing
Primetime Bkb Scheduling	Schedule an equal amount of home games and prime times for Girls & Boys Bkb	Ongoing Each Season

Principal's Signature: 

Date: 15 April 2006

# Bowling Green High School

Gary Fields, Principal

Established 1908

26 May 2006

## Addendum to 2005 – 2006 School Year Title IX Corrective Action Plan

### Item For Correction:

#### Office Space for the Head Volleyball Coach

The Head Volleyball Coach was provided with equal and separate office space in April 2006. The office space will be used solely by the Volleyball program.

### Item For Correction:

#### Hiring Qualified Female Sports Coaches

As of 30 May 2006, the following positions have been filled for the 2006 – 2007 school year:

- One female teacher/coach and one female paraprofessional in the Girls Basketball program.
- One female paraprofessional in the Girls Soccer program.
- One female teacher/head coach, one female teacher/asst. coach and one female paraprofessional in the Volleyball program.
- Two female paraprofessionals in the Softball program.
- One female paraprofessional in the Diving program.





2005-2006 INTERSCHOLASTIC  
ATHLETICS SURVEY  
Summary of Student Responses

KHSAA  
Form T-63  
Rev. 9/05

School Name: Bowling Green High School  
 School Enrollment: 1030 (SHOULD AGREE WITH FORM T-1)  
 Date: 15 April 2006  
 Completed By: Monroe Joyner - Athletic Director

**Instructions:**

1. Summarize the Student Athletics Interest Surveys Form T-61 by listing the total number of responses on the line next to each sport.
2. Under the Other Category please provide a listing of the sports as well as the number of students who are interested in participating.
3. Please sign and date this Summary Form (T-63) and mail this Summary Form only to the KHSAA by April 15, 2006. Do not mail the student surveys (Form T-61). However, these Forms should be maintained in your files in the event they are requested subsequently.

826 Number of Surveys *89% OK*  
738 Total Returned (*A minimum of 80% return is expected*)  
9-11 Grades Surveyed (*Should be grades 9-11 and 8<sup>th</sup> grade if school has a feeder system*)

How Was The Survey Administered? 5<sup>th</sup> period class  
 (e.g. was it given in all English classes, or all home rooms, or advisee/advisor?)

**KHSAA Sanctioned Fall Sports** (*List Total Number of Participation Responses*)

24 Cross Country (Girls)  
24 Cross Country (Boys)  
153 Football (Boys)  
10 Golf (Girls)  
24 Golf (Boys)  
92 Soccer (Girls)  
108 Soccer (Boys)  
66 Volleyball (Girls)



**Winter Sport (List Total Number of Participation Responses)**

- 54 Basketball (Girls)
- 114 Basketball (Boys)
- 45 Indoor Track (Girls)
- 45 Indoor Track (Boys)
- 54 Swimming & Diving (Girls)
- 45 Swimming & Diving (Boys)
- 57 Wrestling (Boys)

**Spring Sport (List Total Number of Participation Responses)**

- 99 Baseball (Boys)
- 30 Fast Pitch Softball (Girls)
- 24 Slow Pitch Softball (Girls)
- 54 Tennis (Girls)
- 39 Tennis (Boys)
- 60 Track (Girls)
- 81 Track (Boys)

**Non-KHSAA Sanctioned Sports (From Student Survey T-61 Question 10)**

- 138 Archery
- 42 Field Hockey
- 96 Bowling
- 9 Boys' Gymnastics
- 81 Girls' Gymnastics
- 90 Ice Hockey
- 93 Boys' Lacrosse
- 51 Girls' Lacrosse
- 129 Rifle
- 54 Rodeo
- 36 Boys' Volleyball
- 33 Water Polo
- 93 Weightlifting

**Number of Students who participate in Intramural Sports  
(From Student Survey T-61 Question 5)**

<u>Sport</u>	<u>Number</u>
BGHS does not offer Intramural Sports	

**List Intramural Sports students are interested in adding:***(From Student Survey T-61 Question 6)*

<u>Sport</u>	<u>Number</u>
Soccer	33
Softball	21
Disc Golf	17
Dodgeball	9
Volleyball	12

**Participation in Non-School Sports Activities***(From Student Survey T-61 Question 7)*

<u>Sport</u>	<u>Number</u>
Basketball	36
Baseball	27
Softball	19
Disc Golf	12
Swimming	33
Motocross	4


**Reasons for not participating in interscholastic athletics***(From Survey Question 8)*

<u>90</u>	I prefer other activities such as band, chorus, etc.
<u>126</u>	I don't have time
<u>66</u>	The practice schedules and game times are inconvenient
<u>30</u>	The sport I like isn't offered
<u>12</u>	It's too expensive
<u>24</u>	I prefer to participate in club or intramural sports
<u>84</u>	Working
<u>63</u>	Other:

**Student Suggestions to encourage participation**

<u>Better Practice Times</u>
<u>Nicer Coaches</u>
<u>More Information about Tryouts</u>
<u>Less Practice Time</u>

Principal's Signature



Date

15 April 2006